

**MESSAGE FROM THE DIRECTOR MRS. SHABANA SYED**

I would like to welcome everyone back, as well as our new friends in the classroom. We are ready to begin a year of learning and having fun together. In our Preschool class I will provide your child with many opportunities to grow their self-esteem and independence, as well as prepare them to be successful in Preschool. During the first month of school, we have been learning the routines for each day and the proper use of all the materials we have here at school. Listening and following direction will be stressed throughout the year to best prepare them for Kindergarten. In the first month of school, we discussed how each of us is special; we noted our similarities, as well as our differences. Family and friends are additional topics that were explored. I am very excited and looking forward to working with your children and families!

The first month of school flew by! We've been very busy learning each other's names, making rules for our classroom, and learning our daily routines. If there is one thing that is very important to the Preschool classroom, it's the routines. The kids are doing a great job learning this and we will continue to work on it as time goes on.

Back to School was a huge success! What a wonderful turnout -Thank you parents for attending and am thrilled to see the amount of parental support.

This year's **International ShakeOut Day is October 20**, when millions of people worldwide will participate in earthquake drills at work, school, or home! At 10:20 am (local time) on 10/20, we are joining millions of Californians in the state's largest earthquake drill ever! We are practicing "Drop, Cover, and Hold On" with all our students before the day,

Cold & Flu season will be upon us soon (does it ever leave?). Your best protection against illness is to wash your and your child's hands upon arriving at school and also when you arrive home. It is important in winter, as well as in the summer, to get lots of fresh air. Warm, dry indoor air dries sinuses and causes illness. We all go outside for recess except when it's pouring or too hot.

I would also like to remind parents that you need to please keep your children home if they are sick. The only way to keep your children healthy here is if you help us by keeping your children home when they are sick. If they have a persistent cough and runny nose and are not feeling well, they need to stay home or see a doctor. If they have a fever, vomit, or have had diarrhea, they must be symptom free for 24 hours without medication before they are allowed back at preschool. Please help us keep the children and staff at Little Angels Preschool healthy.

Thank you! Thank you so much for your patience and understanding for the last month, as me and the children get to know each other and our routines. It was a great first month and we are looking forward to our preschool journey together! Thank you for your participation in your child's learning and growing this year!

As always, if you have any questions, concerns, or suggestions, please stop by the office.

IMPORTANT DATES TO REMEMBER:

1 • October 18 -Join your child at School Lunch

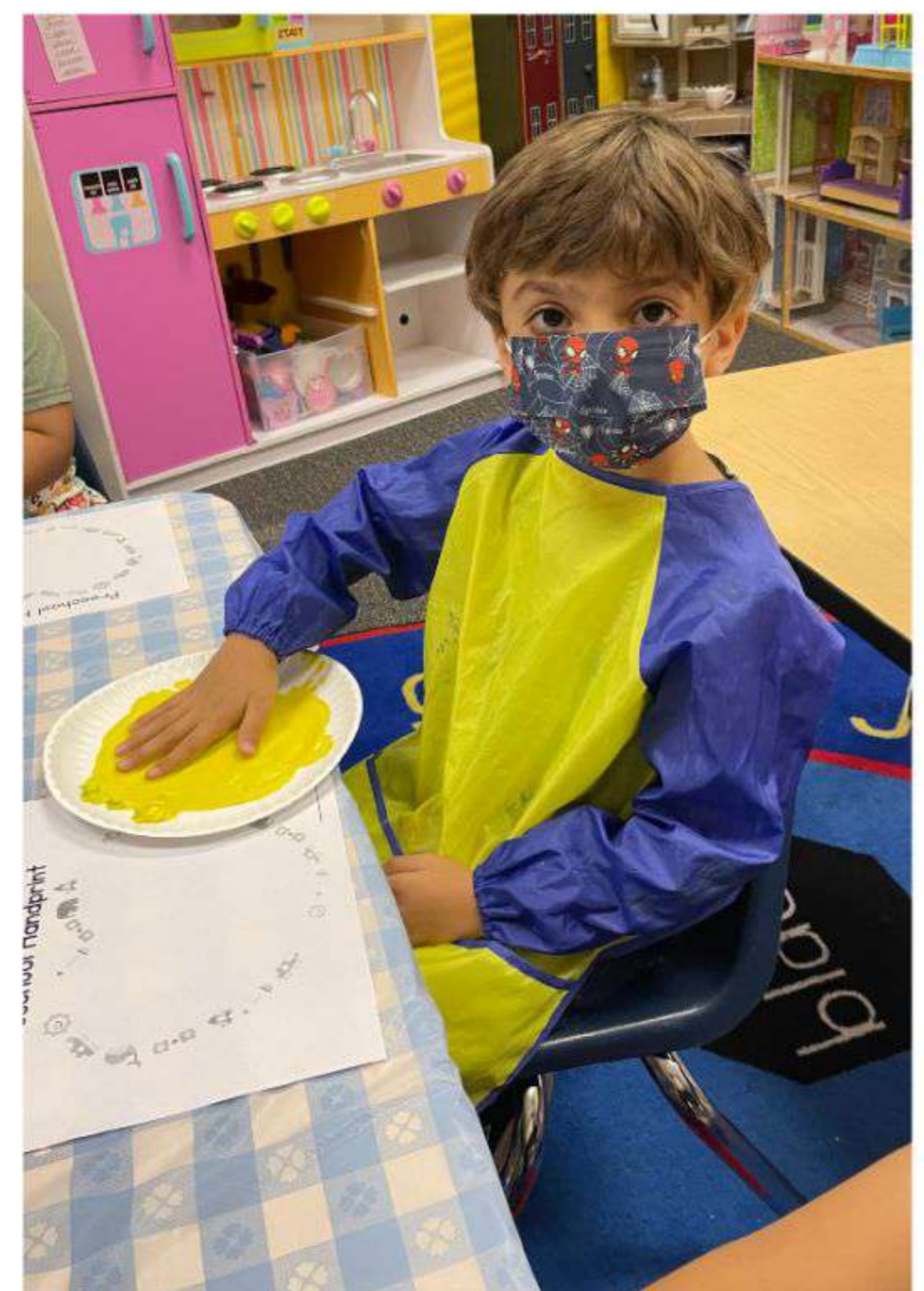
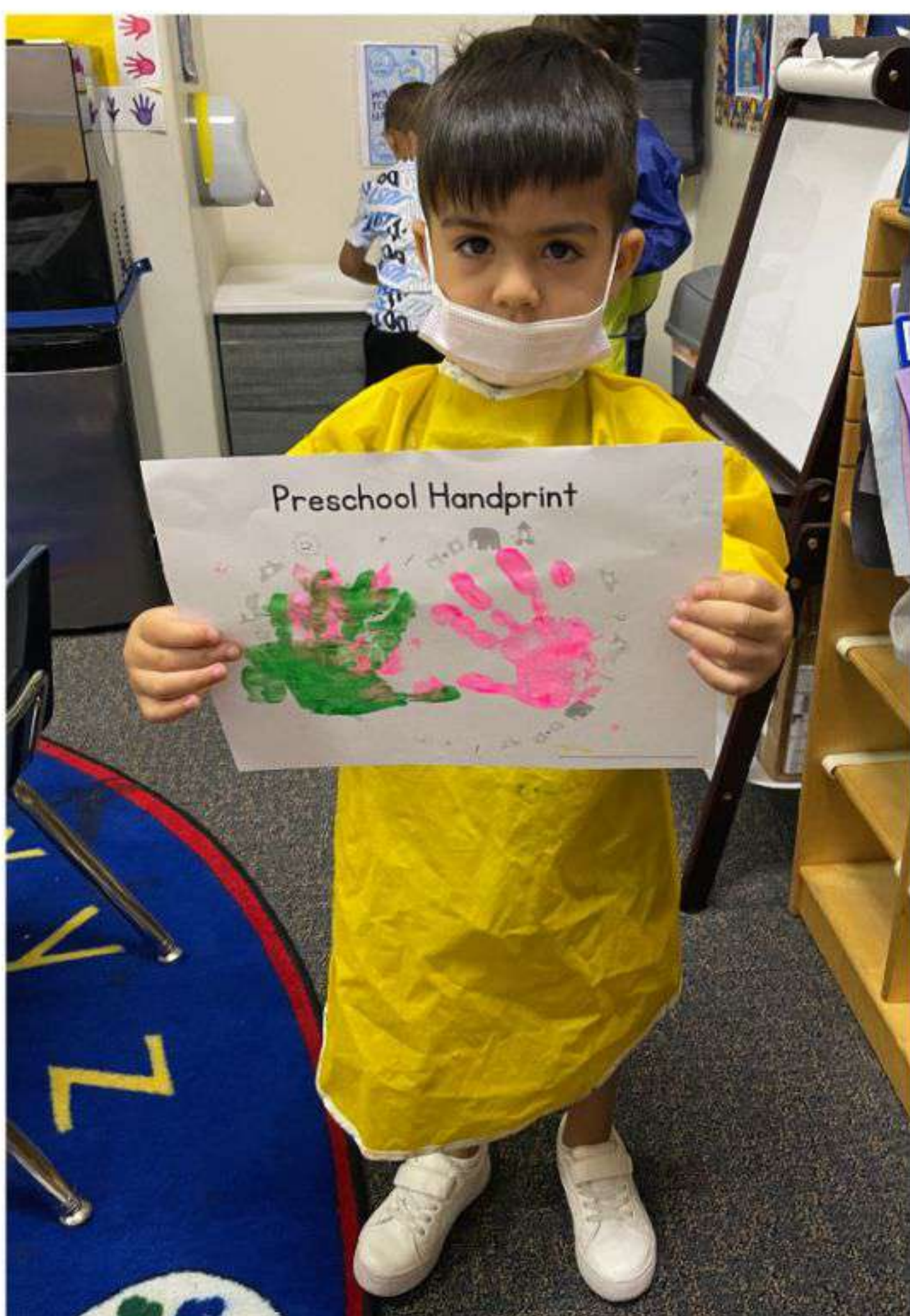
2 • October 14th No School -Inservice/Upkeep day

3 • October 20th - CA ShakeOut Day


4 • October 26th - Field Trip to Discovery Farm-Cal Poly

FIRST WEEK OF SCHOOL

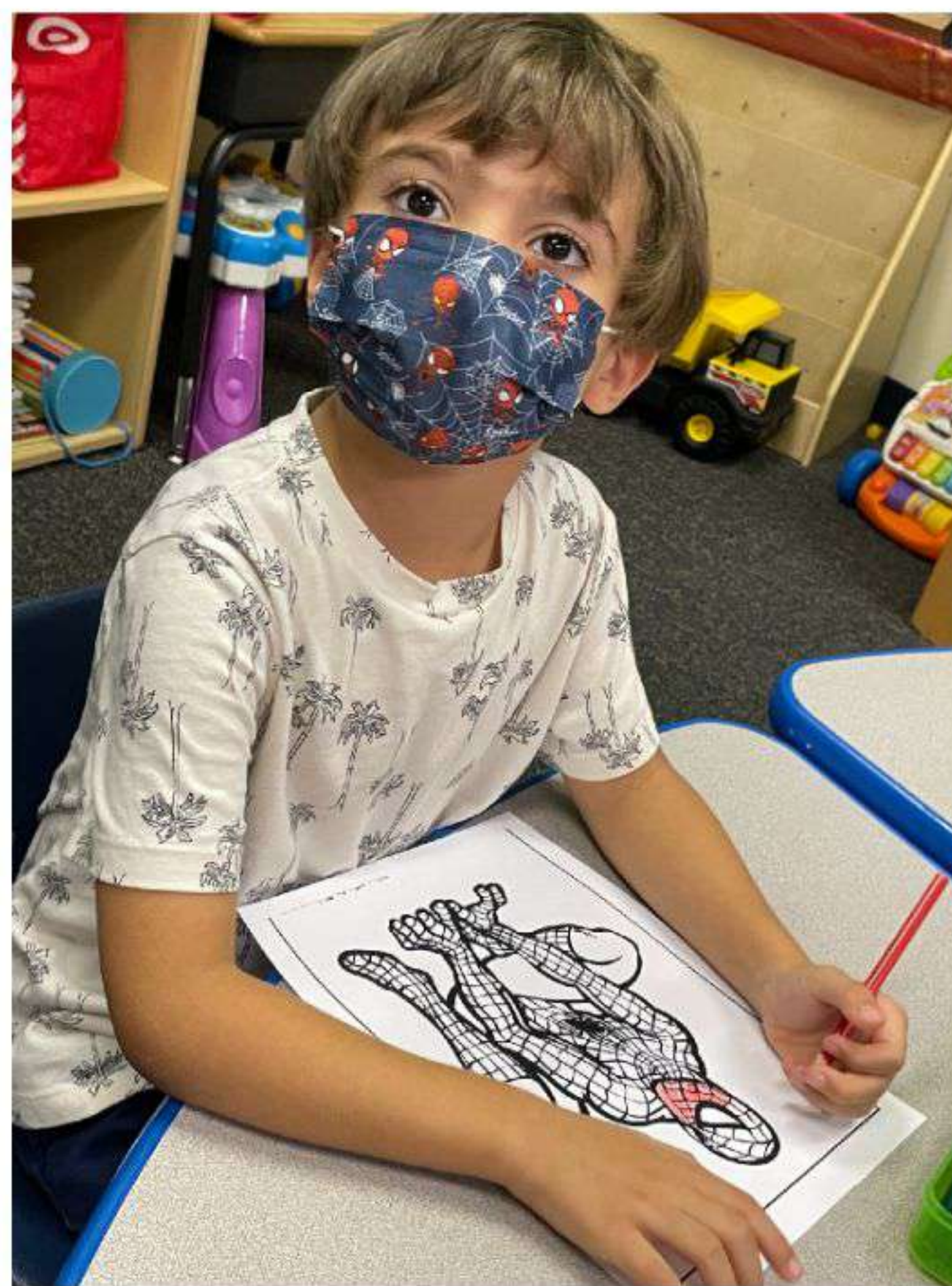
MAKING HANDPRINTS



BACK TO SCHOOL



USING FINE MOTOR SKILLS


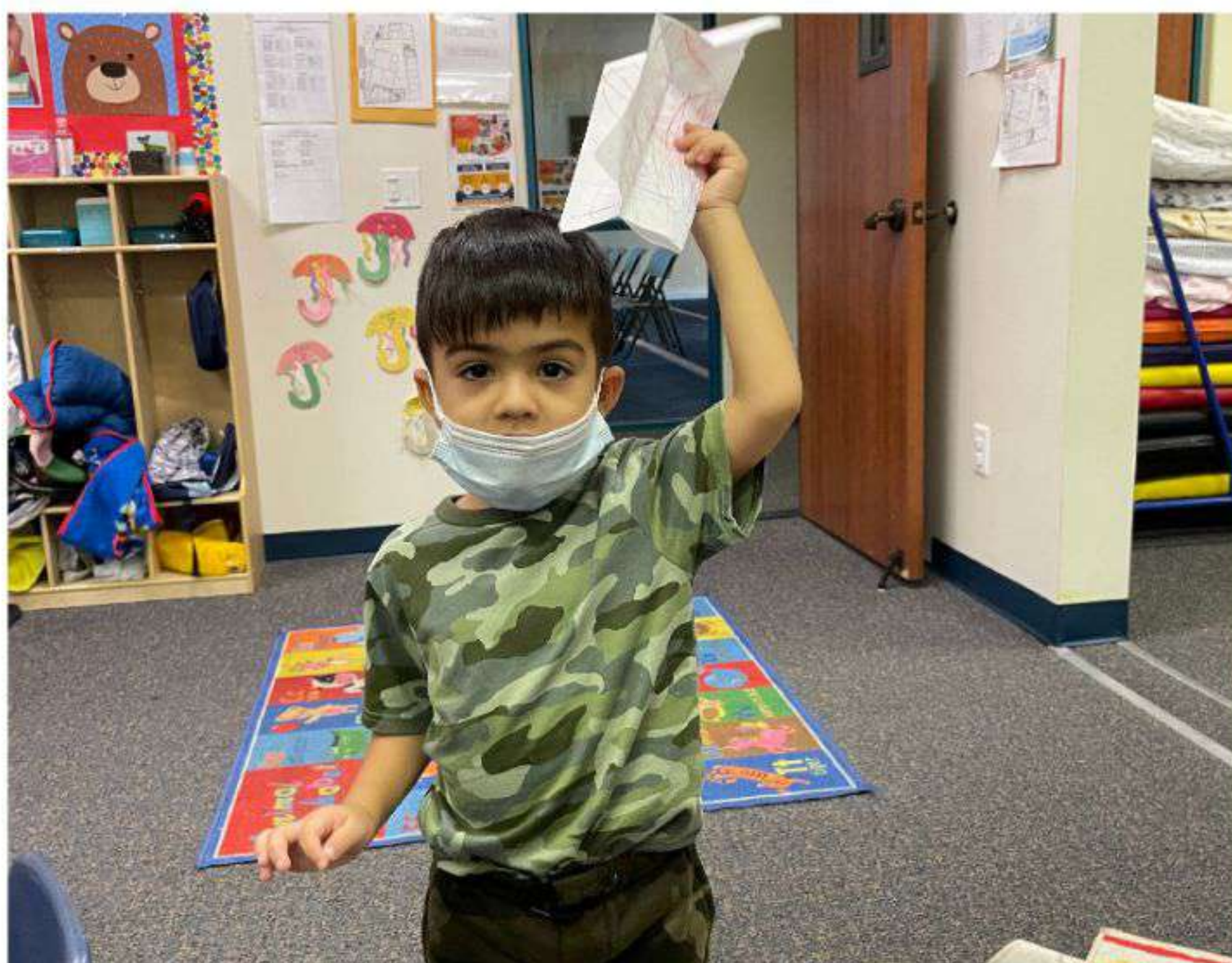

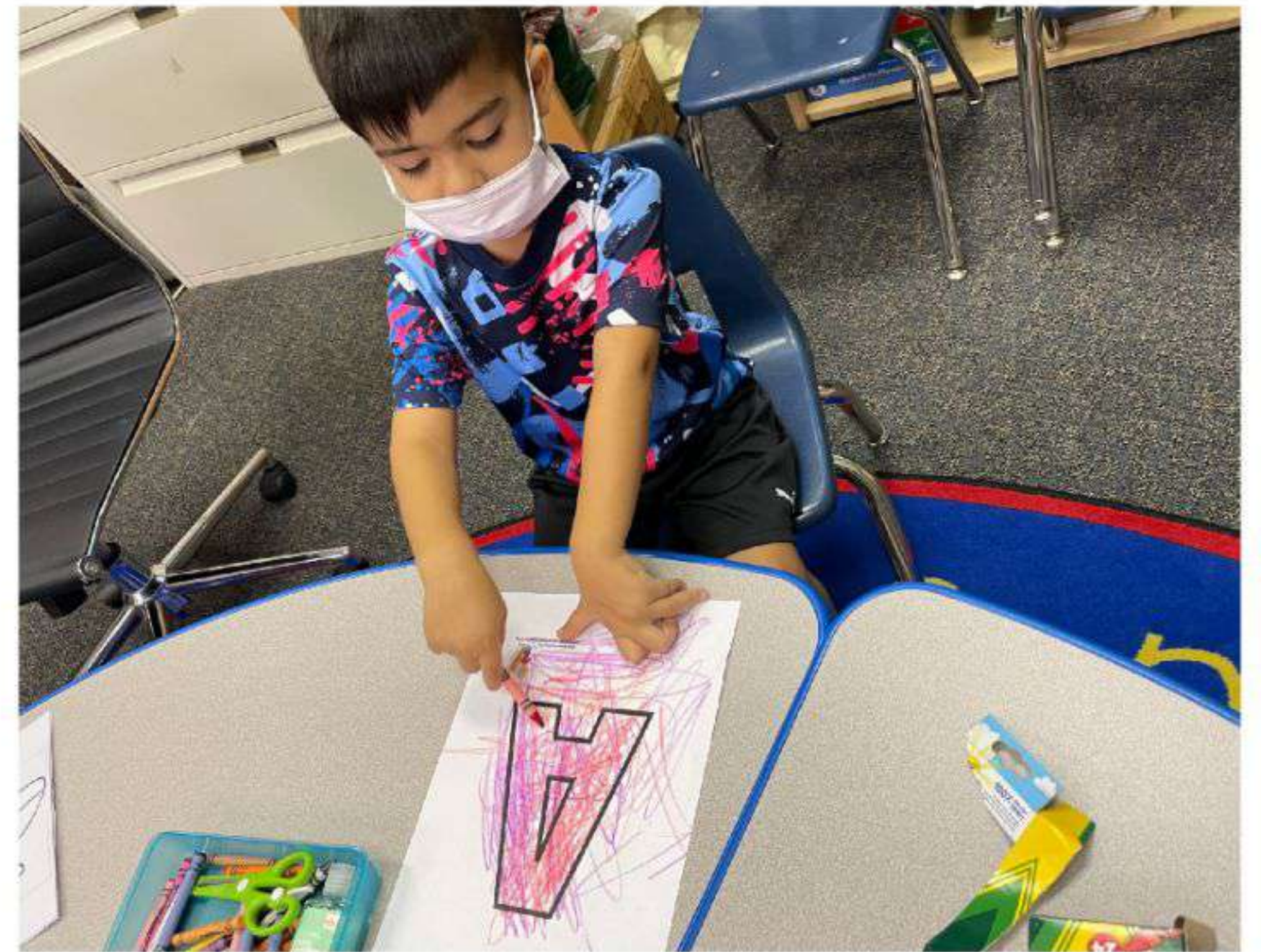


USING LARGE MOTOR SKILLS




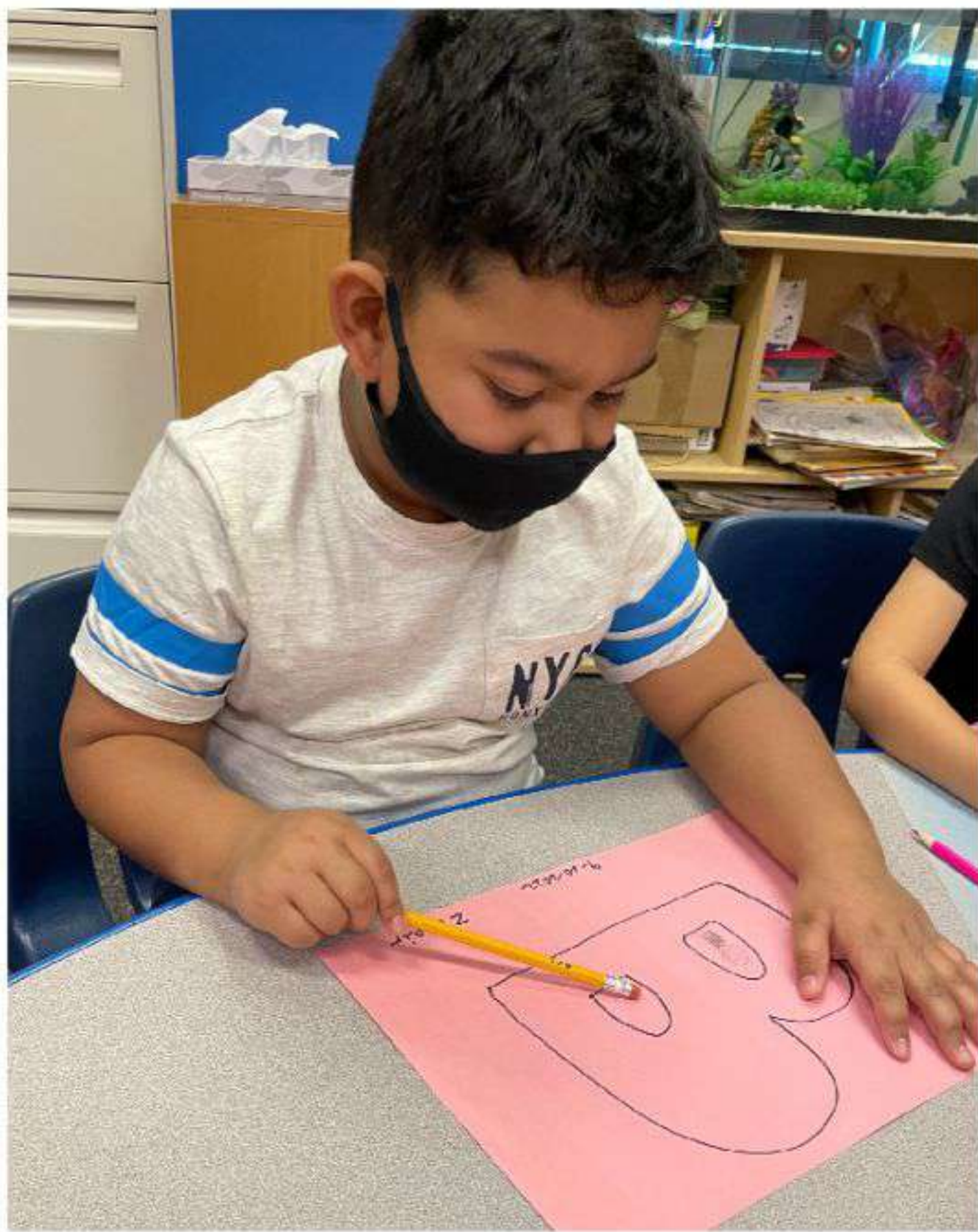
LETTER "A" IS FOR

AIRPLANE




LETTER "B" IS FOR

BUS



LEARNING TO

PRAY



ROUTINES: WALKING IN A STRAIGHT LINE



READING

OUTDOORS



OCTOBER

LESSON PLAN

In October, we will talk all about the Fall. We will observe and describe the seasonal changes in plants, animals, and their personal lives. We are hoping to spend a lot of time outside, taking nature walks and do some leaf collecting. Our art activities will include watercolor leaves, leaf rubbing, nature walk collages and so much more. We will also be working on identifying leaves and the trees they come from.

OUR DISCUSSIONS AND LEARNING WILL INCLUDE TOPICS SUCH AS:

- Compare and contrast characteristics/attributes of leaves
- Discuss parts of a leaf
- The life cycle of a pumpkin
- Sizes of pumpkins – small, medium, large
- Weight of pumpkins – light and heavy
- Exploring what is inside a real pumpkin
- Thematic vocabulary related to Fall – Leaves, Autumn, pumpkin, acorn, etc.

THEMES:

- Plant, leaves, flowers
- Love and Friendship

LANGUAGE & LITERACY:

- Recognizing and naming plant parts
- Know & Practice saying first and last name

LETTER & NURSERY RHYMES:

- Letter C D
- Cognitive & Mathematical Skills
- Counting 1-10
- Positional & Directional Concepts

SCIENCE & SENSORY:

- Dumping & Pouring, Soil, Seeds
- Textures & Touch

TIPS TO HELP INTEREST YOUR CHILD IN READING

The early years are critical to developing a lifelong love of reading. You can't start reading to a child too soon!

READ TOGETHER EVERY DAY

Read to your child every day. Make this a warm and loving time when the two of you can cuddle close together. Bedtime is an especially great time for reading together.

GIVE EVERYTHING A NAME

You can build comprehension skills early, even with the littlest child. Play games that involve naming or pointing to objects. Say things like, "Where's your nose?" and then, "Where's Mommy's nose?" Or touch your child's nose and say, "What's this?"

SAY HOW MUCH YOU ENJOY READING TOGETHER

Tell your child how much you enjoy reading with him or her. Look forward to this time you spend together. Talk about "story time" as the favorite part of your day.

READ WITH FUN IN YOUR VOICE

Read to your child with humor and expression. Use different voices for different characters. Ham it up!

KNOW WHEN TO STOP

If your child loses interest or has trouble paying attention, just put the book away for a while. Don't continue reading if your child is not enjoying it.

BE INTERACTIVE

Engage your child so he or she will actively listen to a story. Discuss what's happening, point out things on the page, and answer your child's questions. Ask questions of your own and listen to your child's responses.

READ IT AGAIN AND AGAIN AND AGAIN


Your child will probably want to hear a favorite story over and over. Go ahead and read the same book for the 100th time! Research suggests that repeated readings help children develop language skills.



AT HOME ACTIVITIES

Learning At Home Activities: Make a Reading Nook!

Encourage your child to read by creating fun space for them! Designate a corner of your house as a "reading nook." Add pillows, blankets, and some lights. Encourage them to decorate it with "do not disturb" signs and fill it with their favorite books!



Estimated Time: 30 minutes

Materials:

Pillows, blankets, lights, and books

Subject: Reading

FRUIT KABOB STRAWS

YOU WILL NEED:

- Cut up fruit of choice, such as sliced bananas, watermelon or melon balls, peach chunks, grapes, etc.
- straws or skewers

Thread your fruit onto a straw to form a kabob. You can use toothpicks or long skewers if you'd rather.

